


# How to Set Up a Classroom for Students with Autism: Third Edition

Creating a classroom environment that is supportive and conducive to learning for students with autism can be a challenging but rewarding task. This article provides a comprehensive guide on how to set up a classroom for students with autism, covering everything from choosing the right furniture and lighting to creating a sensory-friendly environment.

## Choosing the Right Furniture

The type of furniture you choose for your classroom will have a significant impact on the learning environment for your students. Here are some things to consider when choosing furniture for a classroom for students with autism:



## How to Set Up a Classroom For Students with Autism Third Edition: A Manual for Teachers, Para- professionals and Administrators From AutismClassroom.com by S. B. Linton

★★★★☆ 4.7 out of 5

Language : English

File size : 20947 KB

Lending : Enabled

Screen Reader: Supported

Print length : 177 pages

FREE

DOWNLOAD E-BOOK



- **Durability:** Furniture should be durable enough to withstand the demands of a classroom environment, including heavy use and movement.
- **Comfort:** Furniture should be comfortable for students to sit in for extended periods of time.
- **Adjustability:** Furniture should be adjustable to accommodate students of different sizes and needs.
- **Sensory needs:** Some students with autism may have sensory sensitivities, so it is important to choose furniture that is made from materials that are not irritating to the skin and that does not make noise when moved.

## **Creating a Sensory-Friendly Environment**

In addition to choosing the right furniture, it is also important to create a sensory-friendly environment in your classroom. This means minimizing distractions and providing opportunities for students to regulate their sensory input. Here are some tips for creating a sensory-friendly environment:

- **Reduce noise:** Use sound-absorbing materials such as carpets, curtains, and acoustic panels to reduce noise levels in the classroom.
- **Control lighting:** Use natural light whenever possible, and supplement with artificial light that is bright enough to see but not too harsh.
- **Provide fidget toys:** Fidget toys can help students to regulate their sensory input and stay focused on their work.

- **Create a calming space:** Create a designated area in the classroom where students can go to relax and de-stress.

## Other Considerations

In addition to the furniture and sensory environment, there are a number of other factors to consider when setting up a classroom for students with autism. These include:

- **Classroom layout:** The layout of the classroom should be designed to minimize distractions and promote student engagement.
- **Visual supports:** Visual supports, such as schedules, rules, and charts, can help students with autism to understand expectations and stay organized.
- **Staff training:** It is important to train staff on how to support students with autism and create a positive and inclusive learning environment.


Creating a classroom environment that is supportive and conducive to learning for students with autism can be a challenging but rewarding task. By following the tips and advice provided in this article, you can create a space where students can learn and grow to their full potential.

## References

1. Autism Speaks. (2019). *Creating a Sensory-Friendly Classroom for Students with Autism*. Retrieved from <https://www.autismspeaks.org/blog/creating-sensory-friendly-classroom-students-autism>
2. National Autism Association. (2018). *Classroom Setup for Students with Autism*. Retrieved from

<https://nationalautismassociation.org/resources/classroom-setup-for-students-with-autism/>

- University of California, Davis. (2016). *Setting Up a Classroom for Students with Autism Spectrum Disorder*. Retrieved from <https://www.ucdavis.edu/news/setting-classroom-students-autism-spectrum-disorder>



## How to Set Up a Classroom For Students with Autism Third Edition: A Manual for Teachers, Para- professionals and Administrators From **AutismClassroom.com** by S. B. Linton

★★★★☆ 4.7 out of 5

Language : English

File size : 20947 KB


Lending : Enabled

Screen Reader : Supported

Print length : 177 pages

FREE

DOWNLOAD E-BOOK



## Benefits of Corporal Punishment: A Review of the Literature

Corporal punishment is a form of physical discipline that involves the use of force to inflict pain on a child. It is a controversial topic, and there is much debate about its...



## **The Premier Package: Candace Quickies - A Comprehensive Review of the Ultimate Do-It-Yourself Cleaning Solution**

Candace Quickies is a revolutionary do-it-yourself cleaning solution that has taken the home cleaning industry by storm. With a deep...